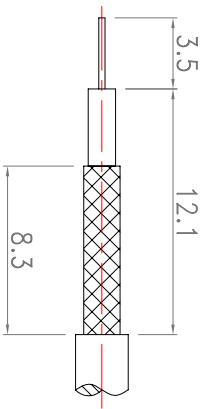
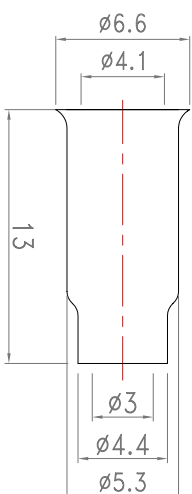
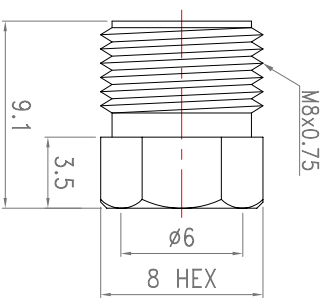
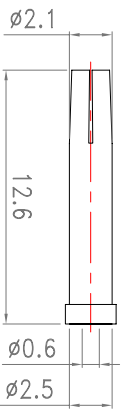
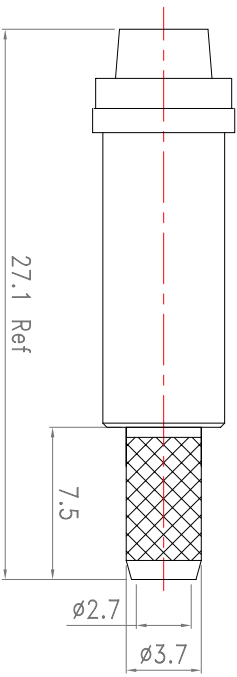


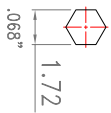
Revisions

ISS	Symbol	Description	Date
B		CHG for New Drawing Frame & New PN System	2006/07/10

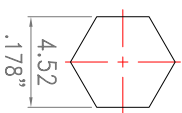
Outline Drawing



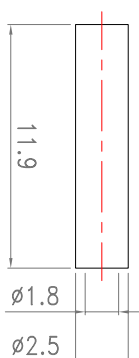
Recommended Cable Stripping Dim's



Recommended Crimp for Center Pin



Recommended Crimp for Ferrule



Note :

1. Old PN A201

RoHS COMPLIANCE

ITEM	Description	Material	Finish	Part Number
1	Body	Brass	Nickel	
2	Insulator	Delrin	None	
3	Pin	Brass	Gold	
4	Ferrule	Brass	Nickel	
5	Plastic Tube	Delrin	None	

Scale	Abbr.	Date	Rev.
NTS	ST	2007.07.17	B

Drawn	Checked	Approved
<i>g. g</i>	<i>Ryan</i>	<i>g. Jun</i>

DWG.NO.	TITLE.
A204W0N02-M	FME Crimp Jack for RG174 Cable

Proprietary Note
This document contains information proprietary to S-Comm, which is either copyrighted, or patent applied for, and / or protected by trade secret laws.
This document or parts thereof, may not be used, disclosed or reproduced in any form by any method, or for any purpose, without the written permission of S-Comm, Taiwan.
Customer P/N: Nil

ISO 9001 Certified

S-Comm Enterprise Co., Ltd