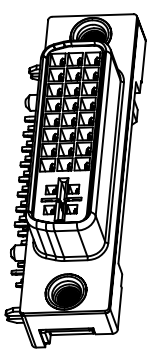
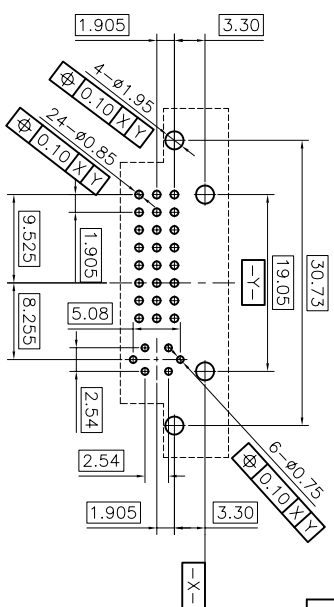
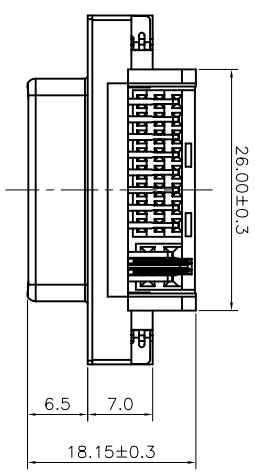
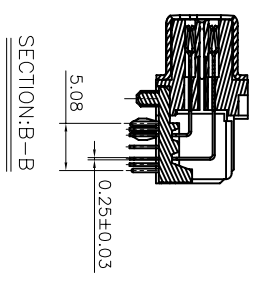
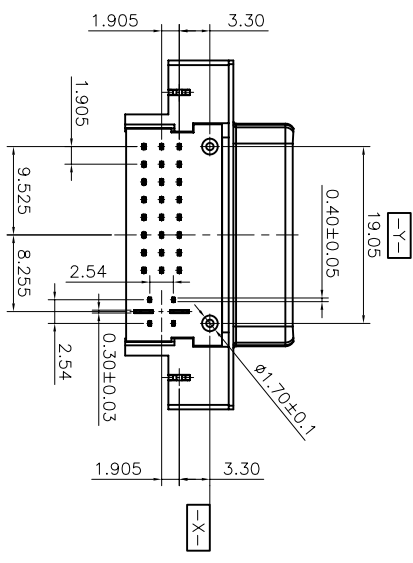
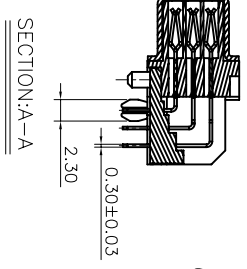
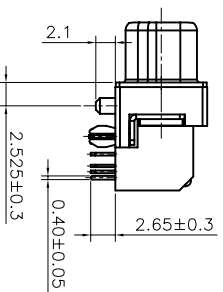
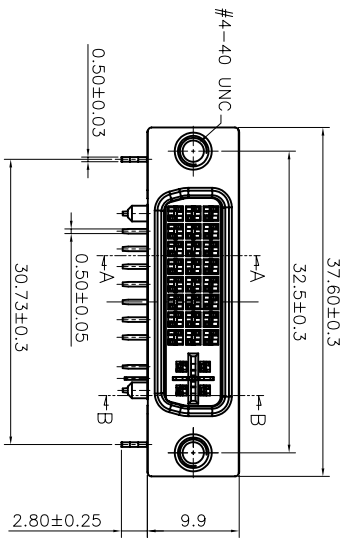


REV.	LOCAS.	DESCRIPTION.	DATE.	DRAWN.
01		INITIAL RELEASE.	2007.07.10	杜金良
02	△	修正劉明文字編製圖樣 GZD109-01PF - GZD109-01PX. GZD109-29PF - GZD109-29PX.	2007.08.13	劉明軍



Recommended P.C.B. Layout
Tolerance:±0.05mm



Ordering Information

G QD401 - XXX XX X - - 1

No. of Pins: 29

Contact Plating:
01=Tin
02=Gold Flash
Duplex Plating
05=Gold Flash/Tin(100µ"Min)
54=100" Gold/Tin(100µ"Min)
.....

Color:
A:Black
D:White
F:Yellow
.....

1. Specifications

- Current Rating: 1.0Amp per circuit.
 - Insulation Resistance: 1000MΩ Min.
 - Dielectric Withstanding: 500V DC
 - Contact Resistance: 30mΩ Max Initial.
 - Operating Temperature:-20°C to +85°C
- ### 2. Materials
- Contact: Brass.
 - Housing: Nylon6T,UL94V-0
 - Shell: SPCC.
- ### 3. All materials must be GP materials.

格稜股份有限公司
Grenconn Corporation

REV. 02	UNIT. mm	SCALE. 1:1	PAGE. 1/1	
---------	----------	------------	-----------	--

GENERAL TOLERANCE	
X* ± 5.0°	X. ± 0.30
.X* ± 2.0°	.X ± 0.25
.XX* ± 1.0°	.XX ± 0.20
.XXX* ± 0.5°	.XXX ± 0.15

DESIGN: 劉明軍	CHECKED:	AUDITED:
-------------	----------	----------

DATE: 2007.08.13	DATE:	DATE:
------------------	-------	-------

DWG. NO. G QD401-029-1	PART NO. G QD401-029 XX X-1
------------------------	-----------------------------

TITLE:
24+5P DVI FEMALE
HEADER CONNECTOR