

# Cree® PLCC2 1-in-1 SMD LED

## CLM3C-RKW/AKW

### Data Sheet

SMD LEDs are packaged in the industry-standard package. These LEDs have high-reliability performance and are designed to work under a wide range of environmental conditions. This-high reliability feature makes them ideally suited to be used under architectural lighting application conditions.

Their wide viewing angle makes these LEDs ideally suited for channel letter or architectural-lighting applications. The flat-top emitting surface makes it easy for these LEDs to mate with light pipes.



#### FEATURES

- Size (mm): 2.7 x 2.0
- Color and Typical Dominant Wavelength (nm):
  - » Red (624)
  - » Amber (591)
- Luminous Intensity (mcd)
  - » CLM3C-RKW (560 - 1400)
  - » CLM3C-AKW (450 - 1120)
- Viewing Angle: 120 degrees
- Lead-Free
- RoHS-Compliant

#### APPLICATIONS

- Light Strip
- Architectural Lighting
- Channel Letter



## Absolute Maximum Ratings ( $T_A = 25^\circ\text{C}$ )

| Items   | Symbol     | Absolute Maximum Rating | Unit                      |
|---|------------|-------------------------|---------------------------|
|   |            | RKW/AKW                 |                           |
| Forward Current                                       | $I_F$      | 50                      | mA                        |
| Peak Forward Current <sup>Note</sup>                  | $I_{FP}$   | 200                     | mA                        |
| Reverse Voltage                                       | $V_R$      | 5                       | V                         |
| Power Dissipation                                     | $P_D$      | 130                     | mW                        |
| Operation Temperature                                 | $T_{opr}$  | -40 ~ +100              | $^\circ\text{C}$          |
| Storage Temperature                                   | $T_{stg}$  | -40 ~ +100              | $^\circ\text{C}$          |
| Junction Temperature                                  | $T_J$      | 110                     | $^\circ\text{C}$          |
| Junction/Ambient                                      | $R_{THJA}$ | 450                     | $^\circ\text{C}/\text{W}$ |
| Junction/Solder Point                                 | $R_{THJS}$ | 300                     | $^\circ\text{C}/\text{W}$ |
| Electrostatic Discharge Classification (MIL-STD-883E) | ESD        | Class 2                 |                           |

**Note:** Pulse width  $\leq 10$  msec, duty cycle  $\leq 10\%$ .

## Typical Electrical & Optical Characteristics ( $T_A = 25^\circ\text{C}$ )

| Characteristics     | Color   | Symbol          | Condition     | Unit          | Minimum | Typical | Maximum |
|---------------------|---------|-----------------|---------------|---------------|---------|---------|---------|
| Forward Voltage     | RKW/AKW | $V_F$           | $I_F = 20$ mA | V             |         | 2.1     | 2.6     |
| Reverse Current     | RKW/AKW | $I_R$           | $V_R = 5$ V   | $\mu\text{A}$ |         |         | 10      |
| Dominant Wavelength | RKW     | $\lambda_D$     | $I_F = 20$ mA | nm            | 618     | 624     | 630     |
|                     | AKW     | $\lambda_D$     | $I_F = 20$ mA | nm            | 584     | 591     | 596     |
| Luminous Intensity  | RKW     | $I_v$           | $I_F = 20$ mA | mcd           | 560     | 740     |         |
|                     | AKW     | $I_v$           | $I_F = 20$ mA | mcd           | 450     | 700     |         |
| 50% Power Angle     | RKW/AKW | $2\theta_{1/2}$ | $I_F = 20$ mA | deg           |         | 120     |         |



## Intensity Bin Limit ( $I_F = 20 \text{ mA}$ )

Red (CLM3C-RKW)

| Bin Code | Min. (mcd) | Max. (mcd) |
|----------|------------|------------|
| Ub       | 560        | 710        |
| Va       | 710        | 900        |
| Vb       | 900        | 1120       |
| Wa       | 1120       | 1400       |

Amber (CLM3C-AKW)

| Bin Code | Min. (mcd) | Max. (mcd) |
|----------|------------|------------|
| Tb       | 355        | 450        |
| Ua       | 450        | 560        |
| Ub       | 560        | 710        |
| Va       | 710        | 900        |

Tolerance of measurement of luminous intensity is  $\pm 10\%$ .

## Color Bin Limit ( $I_F = 20 \text{ mA}$ )

Red (CLM3C-RKW)

| Bin Code | Min. (nm) | Max. (nm) |
|----------|-----------|-----------|
| RA       | 618       | 630       |

Amber (CLM3C-AKW)

| Bin Code | Min. (nm) | Max. (nm) |
|----------|-----------|-----------|
| A2       | 584       | 587       |
| A3       | 587       | 590       |
| A4       | 590       | 593       |
| A5       | 593       | 596       |

Tolerance of measurement of dominant wavelength is  $\pm 1 \text{ nm}$ .



## Order Code Table\*

| Color | Kit Number         | Viewing Angle | Luminous Intensity (mcd) |      | Dominant Wavelength |           |           |           |
|-------|--------------------|---------------|--------------------------|------|---------------------|-----------|-----------|-----------|
|       |                    |               | Min.                     | Max. | Color Bin           | Min. (nm) | Color Bin | Max. (nm) |
| Red   | CLM3C-RKW-CUbWAAA3 | 120           | 560                      | 1400 | RA                  | 618       | RA        | 630       |
| Red   | CLM3C-RKW-CUbVaAA3 | 120           | 560                      | 900  | RA                  | 618       | RA        | 630       |
| Red   | CLM3C-RKW-CVaVbAA3 | 120           | 710                      | 1120 | RA                  | 618       | RA        | 630       |

| Color | Kit Number         | Viewing Angle | Luminous Intensity (mcd) |      | Dominant Wavelength |           |           |           |
|-------|--------------------|---------------|--------------------------|------|---------------------|-----------|-----------|-----------|
|       |                    |               | Min.                     | Max. | Color Bin           | Min. (nm) | Color Bin | Max. (nm) |
| Amber | CLM3C-AKW-CTbVa253 | 120           | 355                      | 900  | A2                  | 584       | A5        | 596       |
| Amber | CLM3C-AKW-CUbVa353 | 120           | 560                      | 900  | A3                  | 587       | A5        | 596       |

### Notes:

1. The above kit numbers represent order codes that include multiple intensity-bin and color-bin codes. Only one intensity-bin code and one color-bin code will be shipped on each reel. Single intensity bin-codes and single color-bin codes will not be orderable.
2. Please refer to the "Cree LED Lamp Reliability Test Standards" document for reliability test conditions.
3. Please refer to the "Cree LED Lamp Soldering & Handling" document for information about how to use this LED product safely.

# Graphs

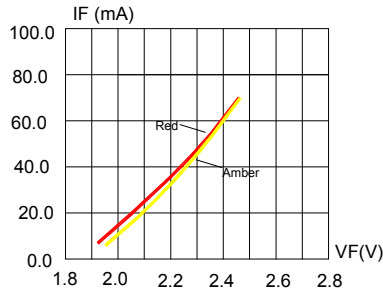


FIG.1 FORWARD CURRENT VS.

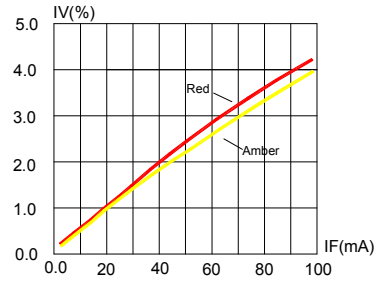


FIG.2 RELATIVE LUMINOUS INTENSITY VS. FORWARD CURRENT

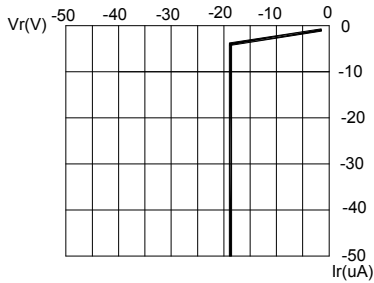


FIG.3 RED&AMBER REVERSE CURRENT VS. REVERSE VOLTAGE.

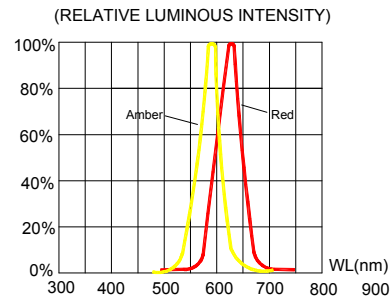


FIG.4 RELATIVE LUMINOUS INTENSITY VS. WAVELENGTH.

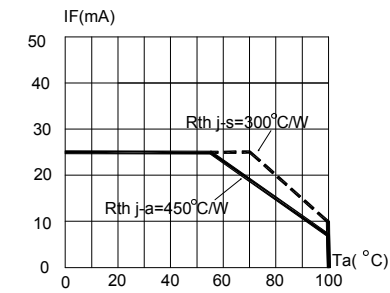


FIG.5 RED&AMBER MAXIMUM FORWARD DCCURRENT VS AMBIENT TEMPERATURE (Tjmax=110°C)

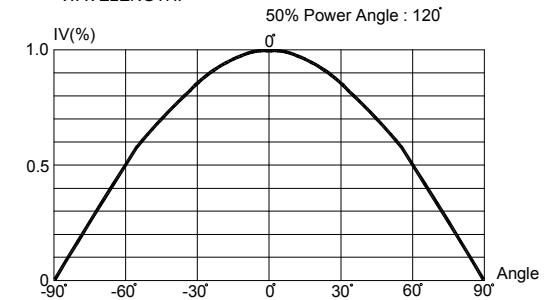
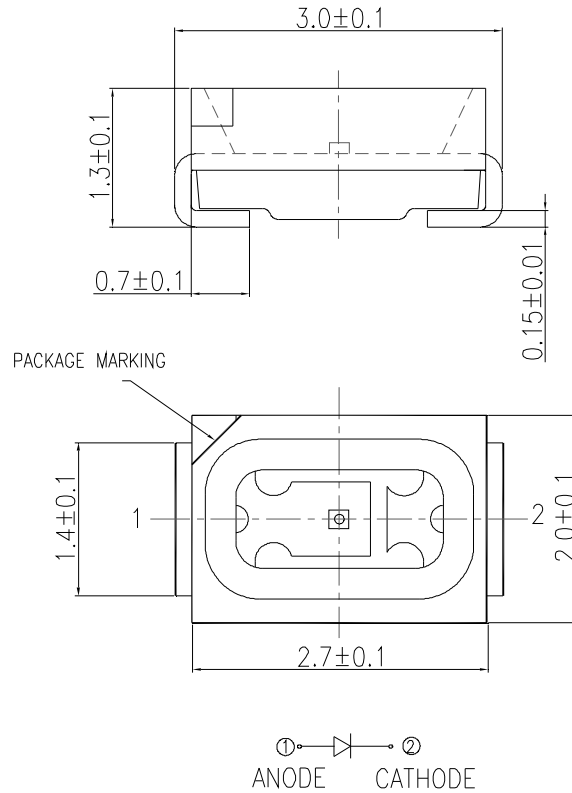


FIG.6 FAR FIELD PATTERN

## Mechanical Dimensions

All dimensions are in mm.



## Notes

### RoHS Compliance

The levels of environmentally sensitive, persistent biologically toxic (PBT), persistent organic pollutants (POP), or otherwise restricted materials in this product are below the maximum concentration values (also referred to as the threshold limits) permitted for such substances, or are used in an exempted application, in accordance with EU Directive 2002/95/EC on the restriction of the use of certain hazardous substances in electrical and electronic equipment (RoHS), as amended through April 21, 2006.

### Vision Advisory Claim

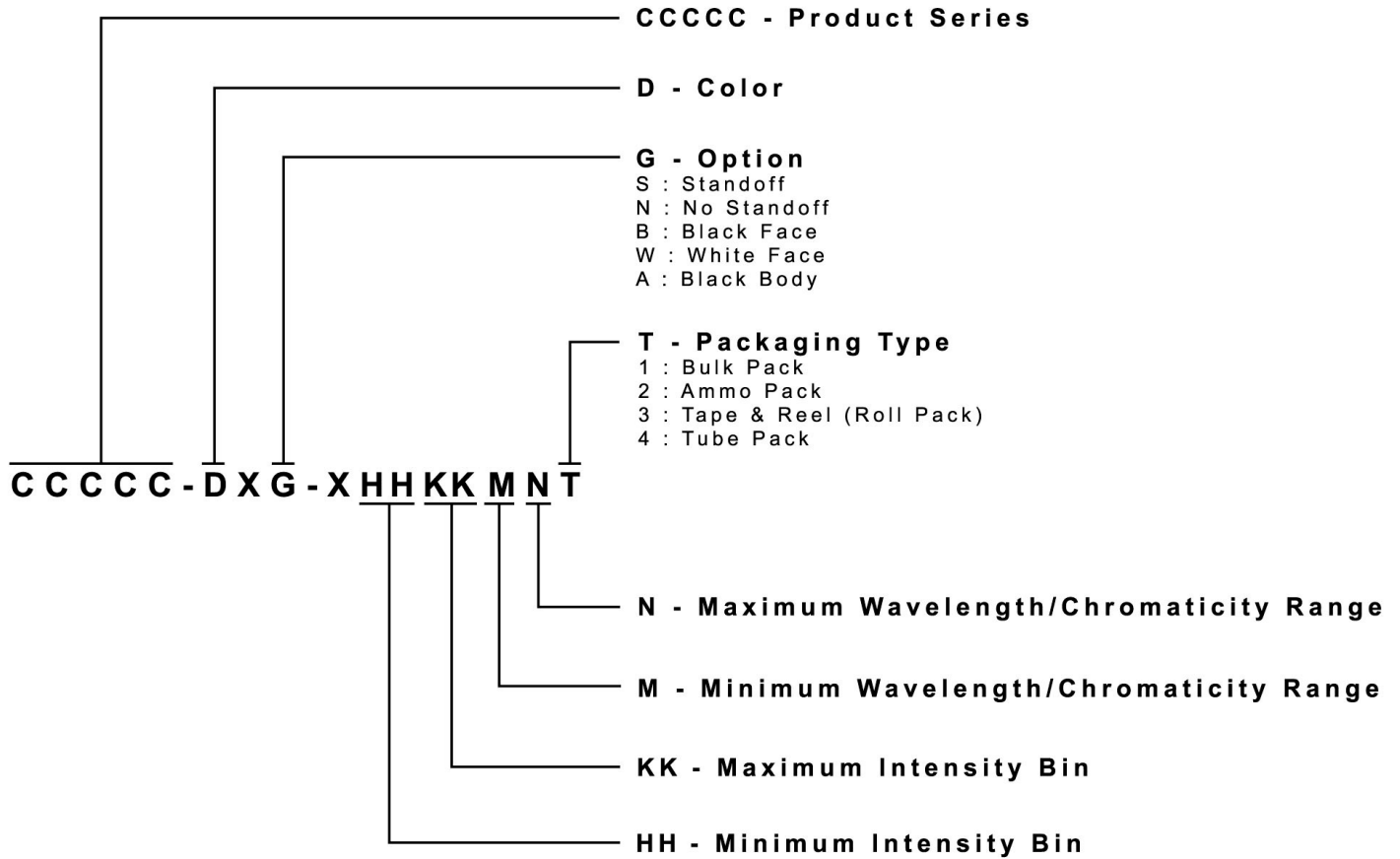
Users should be cautioned not to stare at the light of this LED product. The bright light can damage the eye.



## Kit Number System

Cree LED lamps are tested and sorted into performance bins. A bin is specified by ranges of color, forward voltage, and brightness. Sorted LEDs are packaged for shipping in various convenient options. Please refer to the "Cree LED Lamp Packaging Standard" document for more information about shipping and packaging options.

Cree LEDs are sold by order codes in combinations of bins called kits. Order codes are configured in the following manner:



## Packaging

- The boxes are not water-resistant, and they must be kept away from water and moisture.
- The LEDs are packed in cardboard boxes after packaging in normal or anti-electrostatic bags.
- Cardboard boxes will be used to protect the LEDs from mechanical shocks during transportation.
- The reel pack is applied in SMD LED.
- Max 2000 pcs per reel.

