



# SPECIFICATION FOR APPROVAL

CUSTOMER : MARITEX

---

PRODUCT TYPE : HC-49/S SMD

---

NOMINAL FREQ. : 14.745600MHz

---

TXC P/N : 9C14700001

---

REVISION : A1

---

CUSTOMER P/N :

---

PM / SALES :

---

DATE : 2009/4/23

---

CUSTOMER SIGNATURE & Date

---

---

- (1) TXC requires one copy returned with signature and title of authorized individual that signifies acceptance of the attached specifications.
- (2) Orders received and accepted by TXC after return of signed copy of specification will be produced per these specifications.
- (3) Any changes to these specifications must be agreed upon by both parties and new revision of the Product Specification Sheet will be issued.
- (4) Any issuance of purchase order prior to consigning back the Approval page of "Specification Sheets" from customers will be regarded as the agreement on the contents of these specifications.

Attachment: Product Specification Sheet

- 1
- 2
- 3
- 4
- 5

**RoHS Compliant**



TXC CORPORATION

4F, NO. 16, Sec. 2 Chung Yang S Rd., Peitou, Taipei, Taiwan.

TEL : 886-2-2894-1202 , 886-2-2895-2201 FAX : 886-2-2894-1206 , 886-2-2895-6207

www.txccorp.com

# PRODUCT SPECIFICATION SHEET

PRODUCT TYPE : HC-49/S SMD

NOMINAL FREQ. : 14.745600MHz

TXC P/N : 9C14700001

REVISION : A1

PE/RD	QA	MFG
<i>Simon Wang</i>	<i>Tzen Hsieh</i>	<i>Shu-Chen ko</i>
2009/4/23	2009/4/23	2009/4/23

NOTE:

- (1)Lead Free Products are "Directive 2002/95/EC of The European Parliament of 27 January 2003 on the restriction of the use of certain hazardous substances (RoHS) in electrical and electronic equipment" Compliant (Attachment: SGS Test Report).
- (2)Revision "Sx" is for engineering samples only. PE/RD's approval required.
- (3)Revision "Ax" is production ready. PE, QA and MFG's approval required

**RoHS Compliant**



## CONTENT

### SPECIFICATIONS

### PAGE

- ELECTRICAL SPECIFICATIONS 4
- DIMENSIONS 5
- SUGGESTED REFLOW PROFILE 5
- MARKING 6
- PACKING 7
- RELIABILITY SPECIFICATIONS 8

### ATTACHMENT(S) (optional)

#### TESTING DATA

- ELECTRICAL CHARACTERISTICS TEST A  YES  NO
- TEMPERATURE CHARACTERISTICS TEST B  YES  NO

**ELECTRICAL SPECIFICATIONS**

**Standard atmospheric conditions**

Unless otherwise specified, the standard range of atmospheric conditions for making measurement and tests are as follow:

- Ambient temperature : 25+/-5°C
- Relative humidity : 40%~70%

If there is any doubt about the results, measurement shall be made within the following limits:

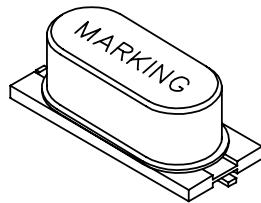
- Ambient temperature : 25+/-1°C
- Relative humidity : 40%~70%

**Measure equipment**

SAUNDERS 250A/250B CRYSTAL IMPEDANCE METER.

**Crystal cutting type**

The crystal is using AT CUT (thickness shear mode).

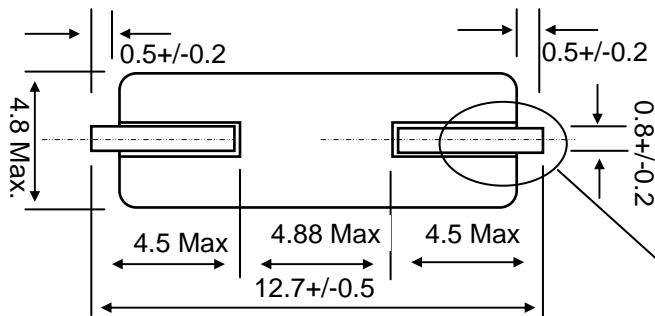
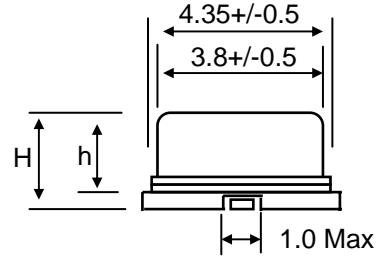



please refer to marking code page

1.	Nominal Frequency	14.745600 MHz
2.	Oscillation Mode	Fundamental
3.	Load Capacitance	20.0 pF
4.	Frequency Tolerance (25 °C)	+/- 30 ppm
5.	Effective Series Resistance	30 Ohms Max.
6.	Shunt Capacitance (C0)	7.0 pF Max.
7.	Motional Capacitance (C1)	N/A
8.	Drive Level	100 uW Typ.
9.	Operation Temperature Range	-40 °C ~ +85 °C
10.	Stability Over Temperature Range	+/- 30 ppm (related to 25 °C)
11.	Insulation Resistance	500 MOhms Min. at DC 100V
12.	Attenuation of Spurious Frequency Amplitude	N/A
13.	Ratio of Holder to Motional (C0/1)	N/A
14.	Storage Temperature	-40 °C ~ +85 °C
15.	Aging	+/- 3.0 ppm/year
16.	Weight	0.46 g +/- 0.05g

**DIMENSIONS**

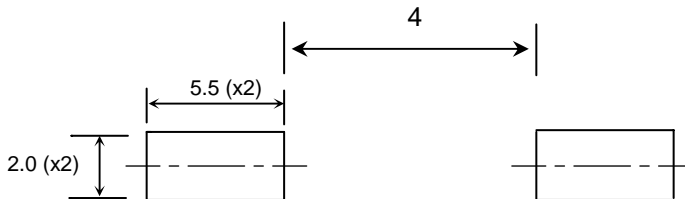
UNIT:mm



CHOOSE	TYPE	H(SMDHIGH)	h(BODY HIGH)
□	S3	3.8+/-0.3	3.3+/-0.3
■	S2	3.0+/-0.3	2.3+/-0.3

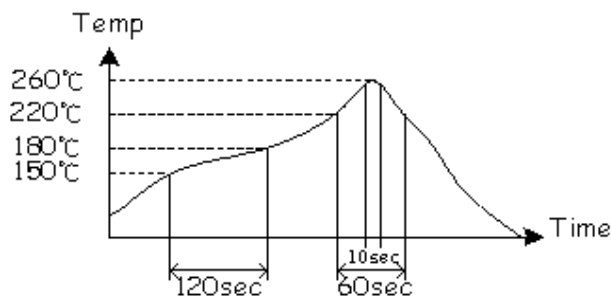
Solder Coating  
(Sn-Ag-Cu Pb Free Coating)

**Suggested Layout**



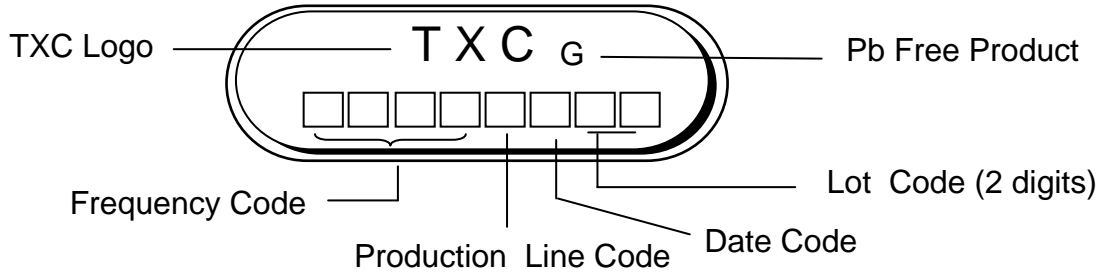
**SUGGESTED REFLOW PROFILE**

Total time : 200 sec. Max.  
Solder melting point :220 °C



**MARKING**

**Marking For Pb Free Parts :**

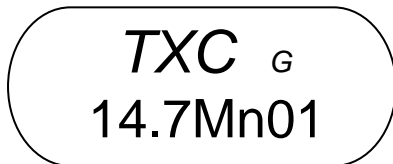


**Date Code:**

YEAR					MONTH											
					JAN	FEB	MAR	APR	MAY	JUN	JUL	AUG	SEP	OCT	NOV	DEC
2005	2009	2013	2017	2021	A	B	C	D	E	F	G	H	J	K	L	M
2006	2010	2014	2018	2022	N	P	Q	R	S	T	U	V	W	X	Y	Z
2007	2011	2015	2019	2023	a	b	c	d	e	f	g	h	j	k	l	m
2008	2012	2016	2020	2024	n	p	q	r	s	t	u	v	w	x	y	z

\*This date code will be cycled every four years.

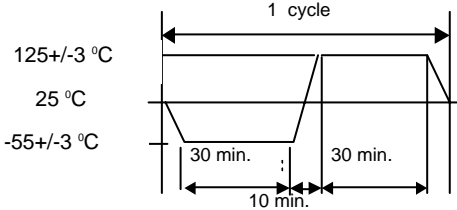
**For example : Marking**



→  
Introduction : Pb Free Product  
49S 14.7456 MHz  
Made in NGB 2008/JAN 01Lot



**RELIABILITY SPECIFICATIONS**

No.	Test Item	Test Methods	REF.DOC
1	Drop Test	50 cm height, fall freely onto firm wood for 3 times.	JIS C6701
2	Mechanical Shock	Device are shocked to half sine wave ( 1000 G ) three mutually pendicular axes each 3 times. 0.5m sec. duration time	MIL-STD-202F
3	Vibration	Frequency range                      10 ~ 55 Hz Amplitude                                      1.52 mm Sweep time                                      1 minute Pendicular axes each test time        2 hours (Total test time 6 hours)	MIL-STD-883E
4	Solderability	Temperature                                  235 °C +/- 5°C Immersing depth                              0.5 mm minimum Immersion time                                5 +/- 0.5 seconds Flux    Rosin resin methyl alcohol solvent ( 1 : 4 )	MIL-STD-883E
5	Resistance To Soldering Heat	Pre-heat temperature                        125 °C Pre-heat time                                    60 ~ 120 sec. Test temperature                                260 +/- 5 °C Test time                                         10 +/- 1 sec.	MIL-STD-202F
6	High Temp. Storage	+ 125 °C +/- 2 °C for 500 +/- 12 hours	MIL-STD-883E
7	Low Temp. Storage	- 40 °C +/- 2 °C for 500 +/- 12 hours	
8	Thermal Cycles	Total 100 cycles of the following temperature cycle 	MIL-STD-883E
9	Humidity	Device are left in temperature at +85 °C +/-2 °C with relative humidity of 85% for 500 hours.	JIS-C-5023