

SILICON BRIDGE RECTIFIERS	REVERSE VOLTAGE - 50 to 1000Volts FORWARD CURRENT - 4.0Amperes
FEATURES <ul style="list-style-type: none"> ● Surge overload rating -150 Amperes peak ● Ideal for printed circuit board ● Plastic material has UL flammability classification 94V-0 ● Mounting position :Any 	<p>Dimensions in inches and (millimeters)</p>

MAXIMUM RATINGS AND ELECTRICAL CHARACTERISTICS

Rating at 25°C ambient temperature unless otherwise specified.
 Single phase, half wave ,60Hz, resistive or inductive load.
 For capacitive load, derate current by 20%

CHARACTERISTICS	SYMBOL	KBL005	KBL01	KBL02	KBL04	KBL06	KBL08	KBL10	UNIT
Maximum Recurrent Peak Reverse Voltage	VRRM	50	100	200	400	600	800	1000	V
Maximum RMS Bridge Input Voltage	VRMS	35	70	140	280	420	560	700	V
Maximum DC Blocking Voltage	VDC	50	100	200	400	600	800	1000	V
Maximum Average Forward Output Current at 40°C TA (Note1)	I(AV)	4.0							A
Peak Forward Surge Current 8.3ms Single Half Sine-Wave Super Imposed on Rated Load	IFSM	150							A
Maximum Forward Voltage Drop Per Element at 4.0A Peak	VF	1.0							V
Maximum DC Reverse Current at Rated DC Blocking Voltage	IR	10.0							µA
Maximum Reverse Current at Rated DC Blocking Voltage and 150°C TA	IR	1.0							mA
Operating Temperature Range	TJ	-55 to +125							°C
Storage Temperature Range	TSTG	-55 to +150							°C

NOTES: 1. Mounting conditions ,0.5" lead length maximum.

RATING AND CHARACTERISTIC CURVES
KBL005 thru KBL10

FIG.1-MAXIMUM FORWARD SURGE CURRENT

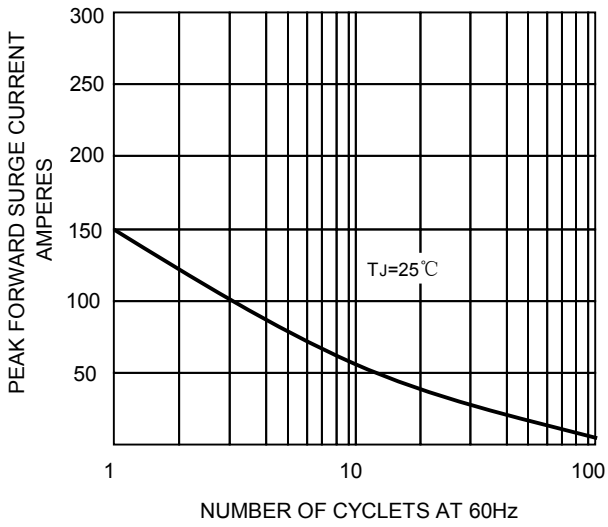


FIG.2-DERATING CURVE
 OUTPUT RECTIFIED CURRENT

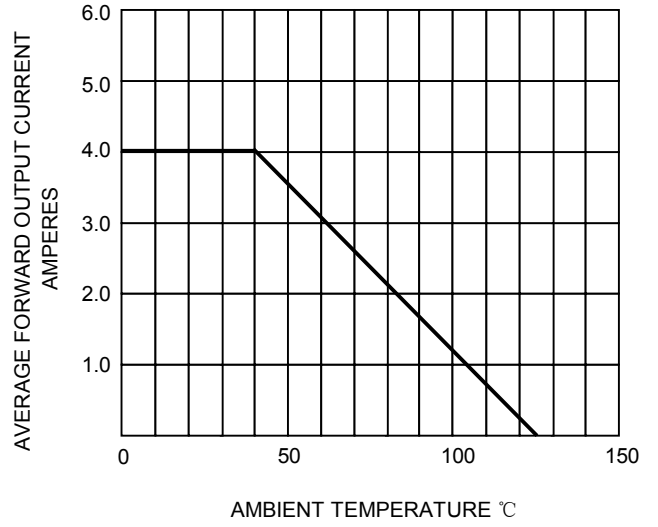


FIG.4-TYPICAL FORWARD CHARACTERISTICS

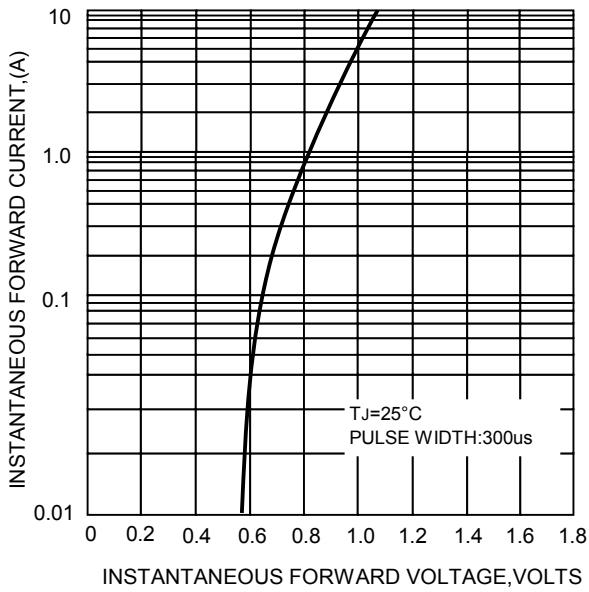


FIG.4- TYPICAL REVERSE CHARACTERISTICS

