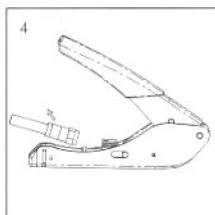
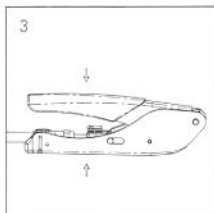
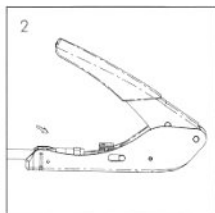
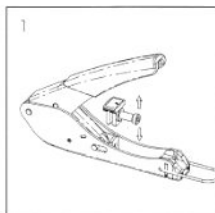
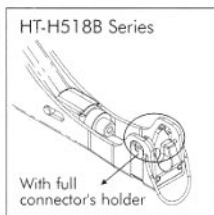


# For use on RG59(4C) and RG6(5C) F compression connectors



HT-H518A Series



HT-H518B Series

With full  
connector's holder

## Instructions:

1. Insert the stripped cable into the connector make sure the cable is inserted to the end.
2. Place connector with cable into the tool's holder.
3. Squeeze handles.
4. Remove the crimped connector from the tool.

HT-	FOR CRIMPING F CONNECTOR	COMPRESSED DISTANCE
H518A /H518B	RG-59(4C),RG-6(5C)	20.30±0.15
H518A1/H518B1	RG-59(4C),RG-6(5C)	19.30±0.15
H518A2/H518B2	RG-59(4C),RG-6(5C)	19.70±0.15
H518A3/H518B3	RG-59(4C),RG-6(5C)	20.70±0.15
H518A4/H518B4	RG-59(4C),RG-6(5C)	21.00±0.15